



# INTERNATIONAL STUDENT SURVIVAL GUIDE

# YOUR JOURNEY TO A SUCCESSFUL LIFE AND CAREER STARTS FROM HERE

Mae Fah Luang University's stunning architectural design has won us fame as being the most beautiful campus in Thailand, inspiring the minds and ambitions of our students unlike anywhere else... Let this be the backdrop to your success!





The University in the Park  
situated in the heart of ASEAN

### Mae Fah Luang University

Since 1998, Mae Fah Luang University (MFU) has been established as a public autonomous university situated at the gateway to the Greater Mekong Subregion (GMS), in the heart of the ASEAN region.

The university was founded to meet the needs of the people in the north of Thailand and its neighbouring countries, and to commemorate the gracious contributions of Her Royal Highness Princess Srinagarindra, lovingly known to her subjects as "**Mae Fah Luang**".



MFU Commencement Ceremony

## CONTENTS

About Us	5	7 Tips to protect your health from air pollution?	32
University Student Body	6	What you should know about insurance at MFU?	34
Facebook: Global MFU	8	Religious Sites	37
Facebook: International Student Club MFU	9	6 Internship Tips for International Students	38
How to renew your VISA?	10	What you need to know about riding and driving in Thailand?	40
How to do a 90 days Report?	12	MFU Safe Drive Campaign	41
How to apply for Re-entry Permit?	14	MFU Useful Phone Numbers	42
Notification of Residence	16	Useful Phone Numbers	44
Warning of Overstay	18	Global Relations Division, MFU	46
Immigration Offices	19	Map from Chiang Rai City to MFU	48
How to recover your lost or stolen passport?	20	MFU Guide Map	50
How to recover your lost items at MFU?	22		
Student Emergency Loan	24		
How to apply for general quarantine refund?	26		
How to do & not do during an exam?	28		
Earthquake Safety Tips	30		

## Emblem



His Majesty the late King Bhumibol Adulyadej graciously granted permission to Mae Fah Luang University to have Her Royal Highness Princess Srinagarindra's monogram as part of the university emblem signifying royalty and propitiousness.

In the middle of the monogram are the Thai letters "Sor" and "Wor", representing the letter of the name of Her Royal Highness Princess Srinagarindra.

Flowers and leaves symbolise the university's commitment to the development of the quality of life and environmental promotion. The Thai numerals, 8 and 9 are included to refer to Her Royal Highness Princess Srinagarindra being the mother of both King Rama VIII and King Rama IX, His Majesty the late King Bhumibol Adulyadej.

## University Symbolic Colours



**Red** refers to Her Royal Highness Princess Srinagarindra.



**Gold** represents the perpetual progress of the university.

## University Pennant Design



The university's academic gown is designed with the idea of the northern Thai-style pennants, which are considered a symbol of victory and are highly auspicious.

The pennant design consist of:


**A palatial profile,**  
signifying the Tavatimsa Heaven;

**A mouse,**  
signifying the birth year of Her Royal Highness Princess Srinagarindra;

**A naga,**  
signifying a high-order legendary animal in the traditional Lanna belief;

**A tiger,**  
signifying the year of the founding of the university, 1998.

## University Symbolic Flower



Scientific name:  
*Melodorum fruticosum* Lour.

Known in Thai as  
"Lamduan"  
or  
"Homnuan".

Total Students  
**13,306**



Thai Students

**12,722**

International Students

**584**

from **30** countries

## Uniqueness

Excellent Knowledge

Highly Proficient in English



Leadership

Global Competence

## International Students

Bachelor's Degree

**474**

Master's Degree

**56**

Doctoral Degree

**54**



## Student Alumni

Year 2002 - 2018

**24,326**



## Location



Mae Fah Luang University is a medium sized university of quality with international academic standards, pursuing excellence in both sciences and arts, with the aim of cultivating human resources for the nation as well as the GMS, accumulating and developing knowledge in various fields and technology, bringing newfound knowledge into practice, and restoring the national arts and culture.

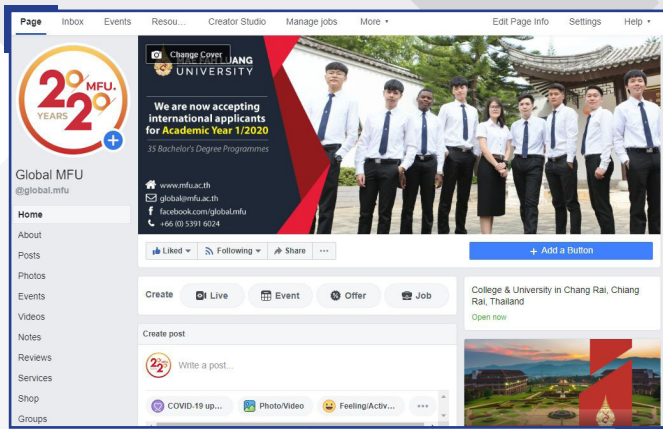
The University has a total area of 2,000 acres (5,000 rais), located against a beautiful backdrop of mountain scenery (Doi Ngaem) in Chiang Rai, 800 kilometres from Bangkok, 10 kilometres from Mae Fah Luang - Chiang Rai International Airport, 40 kilometres from Mae Sai (a major border crossing between Thailand and Myanmar), 70 kilometres from the Golden Triangle in Chiang Saen, the borders of Thailand, Laos, and Myanmar meet in the middle of the Mekong River, and 90 kilometres from Chiang Khong where the 4<sup>th</sup> Thai-Lao Friendship Bridge is located.

Besides the main campus at Chiang Rai, MFU also has a coordinating office in Bangkok.

## Mae Fah Luang University



# Facebook: Global MFU



This is the official Facebook Page of Global Relations Division of Mae Fah Luang University.

You can follow us on **Facebook** by searching **Global MFU**.



# Facebook: International Student Club MFU



This club is solely meant for all the international students of Mae Fah Luang University.

We are as a happy family away from home and we will render any assistance to all the members.

You can join our club on **Facebook** by searching **International Student Club MFU**.

# How to renew your VISA?

Prepare documents as follows ...

## Apply for 2 documents at the Registrar Division




1. Certificate of student status



2. Transcript

## Photocopy 2 documents



3. Passport




4. Current VISA stamp

## Submit all documents to the Global Relations Division



Within 3 working days you will receive a recommendation letter from MFU

**Contact the Immigration Office  
in person  
with the following**



All  
Documents



Passport



4 x 6 cm  
Photo



Money  
1,900 THB

**Please note that:**

1. VISA extension can be done up to 45 days before the due date.
2. Overstay fine is 500 THB/day
3. With student VISA, you are not eligible to work.
4. Overstaying for a long period results in your being banned from entering Thailand for 1-10 years!  
(New order from Immigration starting from 20 March 2016).

# How to do a 90 days Report?

## There are three channels

### 1. Report in person at the Immigration Office with your original passport



### 2. Report via registered mail

You will need to send the following documents via registered mail



Copy of all passport pages (up to the latest arrival stamp in the Kingdom of latest VISA stamp)



Copy of arrival/departure card TM.6 (front and back pages)



Previous notifications of staying over 90 days (if any)



Completely filled in and signed notification form TM.47 (download from the Immigration's website)



Envelope with 5 THB stamp and your address, the officer will later send the next due date of 90-days report to you

Please make sure that it should arrive at the office 7 days before your 90 days period expires

### 3. Report online through the website of the Immigration Bureau Thailand



The screenshot displays the official website of the Immigration Bureau Thailand. At the top, it reads "IMMIGRATION BUREAU Thailand" and "Notification of staying in the Kingdom over 90 days (Online)". The page features a header with a Thai temple and the bureau's logo. A central text box contains the following information:

Apply for Notification of residence when staying in the Kingdom over 90 days.

According to The Immigration Act, B.E. 2522, the foreigner who has received a temporary stay permit and stayed in the Kingdom of Thailand over 90 days must notify his residence to immigration officer every 90 days. He/She could notify via internet ( [www.immigration.go.th](http://www.immigration.go.th) , [bangkok.immigration.go.th](http://bangkok.immigration.go.th) )

It is better to keep track of the rules of Thai Immigration at all times during your stay in the country, as failure to file your 90-day report can result in a fine of 2,000 THB, and can be increased up to 5,000 THB once you get arrested with an additional fine not exceeding 200 Baht for each day which passes until the law is complied with.

**User Guide :** [Please Download](#)  
**Office Contact :** [Contact Immigration](#)

At the bottom of the text box are "Accept" and "Decline" buttons. Below the text box, it states "All rights reserved by Immigration Bureau 507 Soi Suan Piu Sathorn Bangkok 10120".

Get the user guide and more information from the link below

[goo.gl/oUb2pW](http://goo.gl/oUb2pW)

Please keep in mind that you should report online not less than 15 days before the due date

#### **Please note that:**

Failure to report the specified period will result in a fine of 2,000 THB and you will be fined up to 4,000 THB once you get arrested

# How to apply for Re-entry Permit?

**If you have an extension of stay but would like to travel outside Thailand for a short period, before you leave Thailand you need to apply for a Re-entry Permit**

**Apply in person  
at the Immigration Office**



**When applying for a Re-entry Permit  
You will need to submit the following ...**



A completed TM-8 form  
(Download from the Immigration's website)



A photocopy of passport main pages and the latest arrival stamp in the Kingdom or latest VISA stamp



A 4 x 6 photo



The Re-entry Permit fees

## The current fees for Re-entry Permit are as the follows ...



1,000 THB for **single entry**



3,800 THB for **multiple entry**

### **Please note that:**

If you leave Thailand without a Re-entry Permit, you are forced to apply for a new VISA from outside the country!

# Notification of Residence

## According to section 38 of the 1979 Immigration act

House Owners, Heads of Household, Landlords or Managers of the hotels who accommodate foreign nationals on a temporary basis who stay in the Kingdom legally, must notify the local immigration authorities within 24 hours from the time of arrival of the foreign national.



### Due to the Immigration act above

All international students who stay **on campus** are required to submit documents listed to the dormitory staff within 12 hours from the time you arrive at the dormitory.



**1. A copy of your passport**



**2. A copy of your current VISA stamp**



**3. A copy of the departure card**

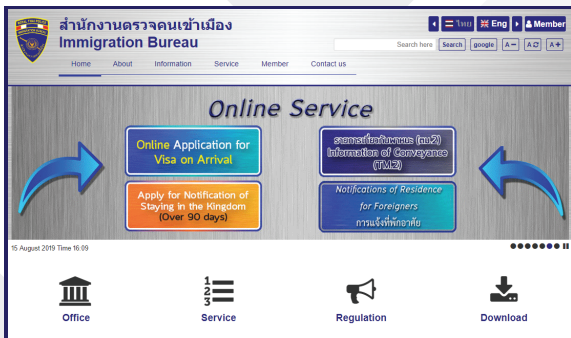


For those who stay **off campus**, you have to let the House Owner, Head of Household, or the Landlord report for you.

You can download the “Notification form for the House Master, House Owner or the Possessor of the residence where alien has stayed (TM 30 Form)” from the Immigration Bureau website.

Send the completed **TM 30 Form** to the local Immigration Office.

For more information, please visit website [www.immigration.go.th](http://www.immigration.go.th)



The screenshot shows the homepage of the Immigration Bureau website. At the top, there is a header with the Thai text 'สำนักงานตรวจคนเข้าเมือง' and 'Immigration Bureau'. Below the header is a navigation menu with links for Home, About, Information, Service, Member, and Contact us. A search bar is also present. The main content area is titled 'Online Service' and features four service buttons: 'Online Application for Visa on Arrival', 'Apply for Notification of Staying in the Kingdom (Over 90 days)', 'Information of Conveyance (TM.2)', and 'Notifications of Residence for Foreigners'. At the bottom, there are icons for Office, Service, Regulation, and Download. The date and time '15 August 2019 Time 16:09' are displayed in the bottom left corner.

**If you forget to do so, you will have a problem when you contact the Immigration Bureau next time!**

# Warning of Overstay

## In case of surrendering to the authorities

### Period of overstay

more than 90 days  
more than 1 year  
more than 3 years  
more than 5 years

### Period of banning from re-entering the country (starting from the departure date)

1 year  
3 years  
5 years  
10 years

## In case of being arrested and prosecuted

### Period of overstay

less than 1 year  
more than 1 year

### Period of banning from re-entering the country (starting from the departure date)

5 years  
10 years

# Immigration Offices

---

## **Chiang Rai Immigration Office (Mae Sai)**

117 Moo 1, Wang Phang Kham, Mae Sai, Chiang Rai 57130

Tel: +66 (0) 5373 1008 Ext. 23 Fax: +66 (0) 5373 1009

Office Hours: 08.30 hrs. to 16.30 hrs.

Monday-Friday

## **Chiang Rai Immigration Office (VISA Section)**

One Stop Service, Chiang Rai Provincial Administrative Organization

Near Mae Fah Luang - Chiang Rai International Airport

Tel: +66 (0) 5317 5376 Fax: +66 (0) 5317 5377

Office Hours: 08.30 hrs. to 16.30 hrs.

Monday-Friday

## **Chiang Mai Immigration Office**

71 Moo 3, Airport Road, Muang, Chiang Mai 50200

Tel: +66 (0) 5320 1755 Ext. 6

Office Hours: 08.30 hrs. to 16.30 hrs.

Monday-Friday

## **Bangkok Immigration Office**

507 South Sathon Road, Soi Suan Phlu, Bangkok

Tel. +66 (0) 2287 3101-10

Office hours: 08.30 hrs. to 16.30 hrs.

Monday-Friday

# How to recover your lost or stolen passport?

**1. You must report your passport lost or stolen to the nearest police station to where you have lost your passport.**



**2. Contact your Embassy or Consulate in Thailand to apply for a replacement passport.**



**List of documents** you have to take with you when you contact your Embassy or Consulate

- A police report from police station detailing how your passport was either lost or stolen
- A photocopy of your old passport page (if any)
- A certificate of student status
- A transcript
- A recommendation letter from MFU
- Two 2" x 2" photographs (white background) with your name written on the back
- Application fee

**3. After you get a new passport or emergency certificate, you have to bring it to Thai Immigration Office for an endorsement before you leave Thailand.**

**For more information, please visit website:  
[www.mfa.go.th](http://www.mfa.go.th)**

## Remark

In case your country doesn't have an Embassy or Consulate in Thailand you have to bring the documents listed to the Ministry of Foreign Affairs, Kingdom of Thailand to apply for the Emergency Certificate.



## Ministry of Foreign Affairs

Department of Consular Affairs, VISA and Travel Documents Division located on Government Complex, Chaengwattana Road, Bangkok

Tel: + 66 (0) 2981 7171  
ext. 3201 or 3232

Direct Line: + 66 (0) 2575 1062-3



## Immigration Bureau

Located on Counter D, second floor, Government Complex, Chaengwattana Road, Bangkok

Tel: + 66 (0) 2141 9889  
Fax: + 66 (0) 2143 8228

# How to recover your lost items at MFU?



If you have lost items on campus,  
contact one of the offices  
below to report your lost items.  
Then, please leave your name,  
phone number and details of your items with the staff.



## 1. Student Development Division

Room No. 114, first floor, D1 Building  
Tel: 0 5391 6377



## 2. Living and Learning Support Centre

Room No. 127, first floor, D1 Building  
Tel: 0 5391 6167 or 6666



## 3. Lamduan Centre

Located on the road to the dormitory area  
next to First Time Restaurant  
Tel: 0 5391 6999

**Once one of the staff receives any report of lost items from the student, the staff will record your information and check it with the other two offices. Moreover, they can help you find your items by announcing your loss on social media.**

### **For your information**

- In case that you would like to check the CCTV cameras, please contact the Centre for Information Technology Service.
- The items which have been found by others around the campus area will be sent to the Student Development Division at the end of every week, so you should contact this office first.
- Students who have found any items, please bring them to these 3 offices.



### **Centre for Information Technology Service**

Room No. 301, third floor,  
D1 Building  
Tel: 0 5391 6411

# Student Emergency Loan

**Do you know that MFU offers 1,000 THB emergency loans to students?  
These loans are interest free & must be paid back to MFU within one month**

**Get  
Application  
Form**

Students Development Division  
(Scholarship Section)  
Room No. 112, D1 Building



**How to apply  
for it ?**



Complete the form  
and get an approval  
from your advisor

**Contact  
Student  
Development  
Division**

- With the completed form  
bring a copy of your student card  
or passport to get the cheque



Get the signature of the Head of  
the Student Development Division and  
Assistant to the President or Vice President





Take a cheque to the Student Development Division (Scholarship Section) for checking



Bring a cheque to Bangkok Bank to cash a cheque



Student must repay the loan to MFU at the Financial and Accounting Division first floor, AD2 Building by the due date

**Making a late loan payment,  
your registration system will be locked  
and you will not be permitted to  
apply for this service again**



For more information  
please contact  
Ms. Channaporn Kuncharoen  
Tel. 0 5391 6381-2

# How to apply for general guarantee refund?

**For student who resigned or graduated or was dismissed from MFU, please be informed that you have to apply for the general guarantee refund (2,000 / 5,000 THB) in next semester after you resigned or graduated or were dismissed**

## **STEP1: RECORD BANK ACCOUNT DETAIL**

- Login the REG system by your username and password via <https://reg.mfu.ac.th>
- Go to menu **"Bank Account"**
- Add your bank account details in the system
- Check all information and click submit



## **STEP2: APPLY FOR THE REFUND**

- Go to menu **"Refund Request"** you will see your bank account details and the total amount of the refund pop-up on the screen
- Check it again carefully, if nothing is wrong click submit



### STEP3: CHECK THE REFUND

- Go to the menu **“Check Refund”** there will be a receipt number and date showing up on the system in the column **“Voucher No”** after the Finance and Accounting Division has transferred the refund to your bank account



### REMARK

- The bank account you will put in the REG system must be an active account
- And it must be your own account in Thailand
- You have to apply for the refund within the semester you resigned, otherwise MFU reserves the right, in any circumstances to reject the refund



# How to do & not do during an exam?



**Do**



1. Arrive at the room at least 15 minutes before the scheduled start time



2. Bring your student ID card or original passport to the exam room



3. Bring your own stationary



4. Wear a proper uniform
5. Write your name and student ID number on all pages of the exam paper





## Don't do

1. Don't be more than 30 minutes late after the scheduled start time



2. Don't leave the exam room earlier than 45 minutes after the scheduled start time



3. Don't bring books, revision notes, dictionaries, your own blank paper, mobile phones, smart watches or any other electronic device to your seat



4. Don't take the exam paper out of the exam room



5. Don't talk and cheat!



**Please note that:** If you are caught cheating on any exam, you will get an automatic F for all courses !

# Earthquake Safety Tips

## PREPARATION



### Survival Kit



Prepare a handy emergency supply kit with first aid kit, clothing, flashlight and extra batteries

---

### Evacuation Plan



Participate in regular emergency drills

---

### Check Security



Know where fire extinguishers, first aid kits, alarms and communication facilities are located / learn how to use them

**Familiarize yourself with the exit route**

## DURING THE QUAKE

### In Door

Stay away from glass windows shelves, cabinets, and other heavy objects

Duck under a study desk or table and hold on to it or protect your head with your hands and arms

### Out Door

Move to a clear area and stay away from trees buildings, and electrical lines and lights

Do not attempt to cross bridges, overpasses or flyovers which may have been damaged

### On Moving Vehicle

Stop the vehicle on the side of the road and set the parking brake, stay inside until the earthquake stops.

Stay away from trees, buildings, overpasses or flyovers and electrical lines

If you need to evacuate, leave a message stating where you are going and bring your emergency supply kit with you.

## AFTER THE QUAKE

### Check

Check yourself and others for injuries



Take the fastest and safest way out of the building

### Don't

- Don't panic
- Don't use the elevator
- Don't use a telephone unless necessary
- Don't go in to a damaged building

### Be Careful



Prepare for aftershocks

Keep update on disaster prevention instructions from the official source of MFU

# 7 Tips to protect your health from air pollution?

---



Avoid going outside as much as possible, use an air pollution mask to protect your respiratory system from the dense smog



Clean your room or house daily with a wet mop



Drink a lot of water, and eat a lot of food that are rich in calcium and vitamin D





Avoid strenuous exercise and limit outdoor activities



Keep your nose clean and even wipe down your skin after being outside to remove pollution and dirt



Avoid wearing contact lenses as tiny pollutants could irritate your eyes



Free air pollution masks are distributed at Mae Fah Luang University Medical Centre Hospital



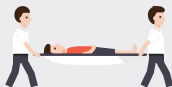
# What you should know about insurance at MFU?

MFU provides 2 kinds of insurance for all international students.



## 1. Accident Insurance

Period of Insurance : 1 year



Death by the accident  
200,000 THB/person



Medical treatment expenses  
20,000 THB/time



Death by illness  
50,000 THB/person

**Note:** Subject to change without notice.

### Hospital contract list in Chiang Rai

MFU Medical Centre Hospital / Kasemrad Sriburin Hospital /  
Overbrook Hospital / Bangkok Hospital Chiang Rai

## 2. Health Insurance

Period of Insurance : 1 year



OPD (Out Patient Department)  
2,000 THB/day



IPD (In Patient Department)  
2,500 THB/day



General  
expenses  
50,000 THB



ICU  
75,000 THB



Ambulance  
3,000 THB/trip



Surgical  
expenses  
75,000 THB

**Note:** Subject to change without notice.

### Hospital contract list in Chiang Rai

MFU Medical Centre Hospital / Kasemrad Sriburin Hospital /  
Overbrook Hospital / Bangkok Hospital Chiang Rai

## How the service works

Present the insurance card and original passport or the picture of your passport on mobile phone every time you get treatment



Insurance card **and**



Passport **or**



Passport's picture on mobile

Collect original receipt, doctor's certificate, copy of your passport, and copy of your book bank account to Global Relations Division (Medical Cases), fifth floor of M-Square Building, or Student Development Division (Accident Cases), room no. 114, D1 Building, to get the refund.



Original receipt



Doctor's certificate



Copy of your passport



Copy of your book bank account

# Religious Sites

---

## Buddhist Temples

- Huay Plu Temple  
Moo 9, Tha Sud, Muang, Chiang Rai
- Phra Kaew Temple  
Trairat Road, Muang, Chiang Rai

## Christian Churches

- **Baan Athitaan Church**  
Ban Du, Muang, Chiang Rai
- **Chiang Rai International Christian Fellowship**  
Dendamrongsat Church, Den Ha, Muang, Chiang Rai

## Muslim Mosques

- **Darunaman Mosque**  
Isaraparb Road, Muang, Chiang Rai
- **Masjid Almadinah Maechan Chiangrai**  
57 Moo 14, Mae Chan, Chiang Rai

# 6 Internship Tips for International Students

## 1. Talk to your adviser

To get accurate information about paperwork, as well as the internship rules and regulations for international students.



## 2. Have an area of interest in mind

Ensure you know exactly what interest you and how it relates to your major as the time you spend on your internship is limited.



## 3. Resume writing formats vary in different country

Therefore you have to know what information you should include on your resume.



#### **4. Prepare for an interview**

Do company research and understand your work authorization options as well as how you should respond appropriately to each question. Emphasize the advantages of being an international student, such as bilingual language skills.



#### **5. Familiarize yourself with the work culture**

As the work culture is different depending on the country you should find information about the work environment and familiarize yourself with it before the internship starts.



#### **6. Make the most of your internship**

Doing an internship abroad is a chance to develop a global perspective, skills, and get working experience in another country.



# What you need to know about riding and driving in Thailand?

---

You must have a driver's license issued in your country or obtained in Thailand. Driving without license is illegal!



You must have insurance, in case you are injured in a car or motorbike crash, you will need to call your insurer.

Even though you have insurance, your insurer can refuse your claim in the case you are not wearing a helmet, have not fastened your seat belt, drunk driving, using a mobile phone while driving or careless driving.



Please note that, if the shop lets you rent a car or motorbike without asking for your licence, it doesn't mean you don't need it! It's not their responsibility, you have to know the law.



# MFU Safe Drive Campaign

To promote road safety in the university, MFU is asking for all students, lecturers, staff and visitors's cooperation in strictly upholding to the following rules starting on 26 August 2019.

1. Motorcyclists and passenger must wear helmets.  
The passenger without helmet is not allowed to walk through the entrance. Also, the car drivers must fasten seat belt while driving.
2. For a fast access, students and staff should apply for a vehicle sticker.  
Student can apply for a sticker at the Student Development Affairs Division (D1 building) while staff can apply at the Building and Grounds Division (AD2).
3. All motorcyclists and drivers must not stop or park your vehicle in any no-parking/risk area such as a red and white curbside, a curve and a narrow laneway.

4. All motorcyclists and drivers

## **Must not**

- drive exceed a speed limit
- use a mobile phone while driving
- drive on the wrong side of the road



## **Must**

- avoid double parking
- signal before you turn left or right, or changing lanes

For violation of any of the rules, staff shall be subject to a formal written warning while student shall be subject to penalties.



# MFU Useful Phone Numbers



**0 53 91  
6999**

MFU Emergency Response Unit



**0 53 91  
4000**

MFU Medical Centre Hospital



**0 53 91  
6024**

Global Relations Division



**0 53 91  
6544**

Registrar Division



**0 53 91  
7116**

Dormitory Centre



**0 53 91  
6137-8**

Postgraduate Studies Office



**0 53 91  
6376-7**

Student Development Affairs Division



**0 53 91  
6381-2**

Scholarship Section



**0 53 91  
6090**

Global Relations Division  
(Student Exchange Programme)



**0 53 91  
6011**

Finance & Accounting Division



**0 53 91  
6316**

MFU Library



**0 53 91  
6532**

Information Management Unit  
(Lamduan Mail)



**0 53 91  
2441-2**

MFU Government Saving Bank



**0 53 91  
2209-13**

MFU Bangkok Bank



**0 53 91  
6170**

MFU Post Office

# Useful Phone Numbers

## Emergency Numbers

Emergency Police Service	191 <a href="http://www.patrolcops191.com">www.patrolcops191.com</a>
Medical Emergency Call	1669
Fire Brigade	199, 0 5371 1222 <a href="http://www.chiangraicity.go.th">www.chiangraicity.go.th</a>
Crime Suppression Division	1195 <a href="http://www.csd.go.th">www.csd.go.th</a>
Chiang Rai Tourist Police	0 5371 7796, 0 5374 0249 <a href="http://www.touristchiangrai.com">www.touristchiangrai.com</a>

## General Numbers

Tourist Police Division	1155 <a href="http://www.thailandtouristpolice.com">www.thailandtouristpolice.com</a>
Food and Drug Administration	1156 <a href="http://www.fda.moph.go.th">www.fda.moph.go.th</a>

## Airports

Suvarnabhumi International Airport	0 2132 1888 <a href="http://www.suvarnabhumiairport.com">www.suvarnabhumiairport.com</a>
Donmueang International Airport	0 2535 1111 <a href="http://www.donmueangairport.com">www.donmueangairport.com</a>
Mae Fah Luang - Chiang Rai International Airport	0 5379 8000 <a href="http://www.chiangraiairportthai.com">www.chiangraiairportthai.com</a>

## Airlines

Thai Airways International	0 5371 1179, 0 2288 7000 <a href="http://www.thaiairways.com">www.thaiairways.com</a>
Thai Smile Airways	1181, 0 2118 8888 <a href="http://www.thaismileair.com">www.thaismileair.com</a>
Bangkok Airways	1771, 0 2270 6699 <a href="http://www.bangkokair.com">www.bangkokair.com</a>
Thai Air Asia	0 2515 9999 <a href="http://www.airasia.com">www.airasia.com</a>
Nok Air	1318 <a href="http://www.nokair.com">www.nokair.com</a>
Thai Lion Air	0 2529 9999 <a href="http://www.lionairthai.com">www.lionairthai.com</a>
Thai VietJet Air	0 2089 1909 <a href="http://www.vietjetair.com">www.vietjetair.com</a>

## Buses

Green Bus	0 5326 6480, 0 5374 0467 <a href="http://www.greenbusthailand.com">www.greenbusthailand.com</a>
Nakhonchai Air	1624 <a href="http://www.nca.co.th">www.nca.co.th</a>
Sombat Tour	1215, 0 2030 4999 <a href="http://www.sombattour.com">www.sombattour.com</a>

## Immigration Departments

Immigration Bureau Office	1178 <a href="http://www.immigration.go.th">www.immigration.go.th</a>
Chiang Rai Immigration Office (Mae Sai)	0 5373 1008-9 ext. 24 <a href="http://www.chiangrai.immigration.go.th">www.chiangrai.immigration.go.th</a>
Chiang Rai Immigration Office (VISA Section)	0 5317 5376 <a href="http://www.chiangrai.immigration.go.th">www.chiangrai.immigration.go.th</a>

# Global Relations Division, MFU



Assoc. Prof. Dr. Chayaporn Wattanasiri  
**MFU President**



Assoc. Prof. Dr. Nantana Gajasen  
**Vice President**



Ms. Sriprai Pundach  
**Acting Head of Global Relations Division**



Ms. Yaowapa Phoemphul



Ms. Waranee Kaewbunruang



Ms. Wirinpat Phongsuwan



Ms. Nunpaphat Thaiphezap



Mrs. Jindaporn Promthada

## International Student Affairs



Ms. Wannapha Thippayasak



Mr. Supavij Vejpitpakorn



Ms. Piraya Buddhasri

## Public Relation and Communication



Ms. Sipsal Pundach



Mr. Sivalid Pankaew



Ms. Chayanee Laotrakul

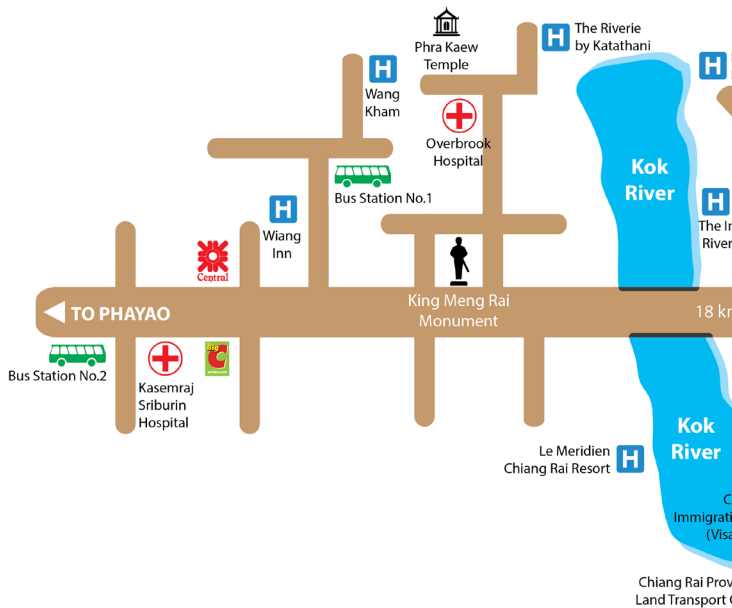
## International Collaboration



Mrs. Nathaphom Vongjai

## General Affairs

# Map from Chiang Rai City to MFU





RimKok  
Resort

Imperial  
House

  
Chiang Rai  
Rajabhat University

Bangkok  
Hospital  
Chiang Rai



Huay Plu  
Temple



Huay Plu  
School



Phufa Waree  
Chiangrai Residence



ms from King Meng Rai Monument to Mae Fah Luang University

TO MAESAI 

  
Baan  
Lanna

**makro**  
  
Teak Garden  
Spa Resort

  
  
Nam Thong  
Resort

**TESCO**  
**Lotus**  
Express  
  
Fah Thai  
Market

Chiang Rai  
on Office  
(Section)

vincial  
Office

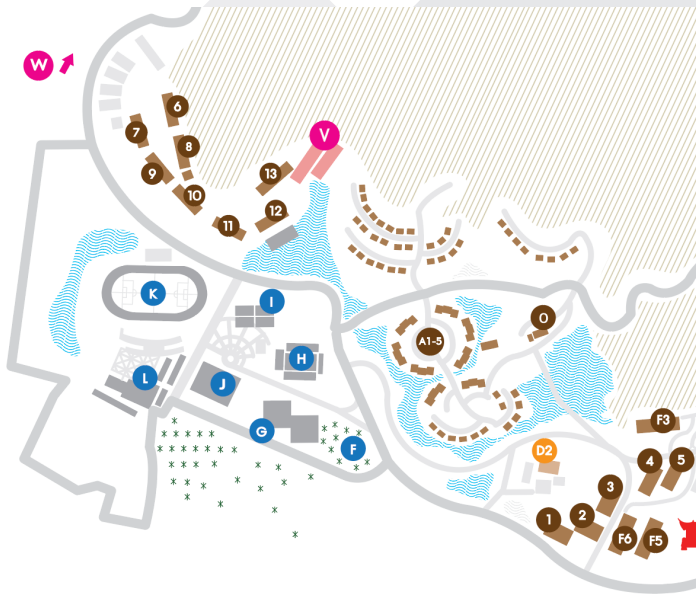
  
Mae Fah Luang - Chiang Rai  
International Airport

  
Golden Pine  
Resort



**Mae Fah Luang  
University**

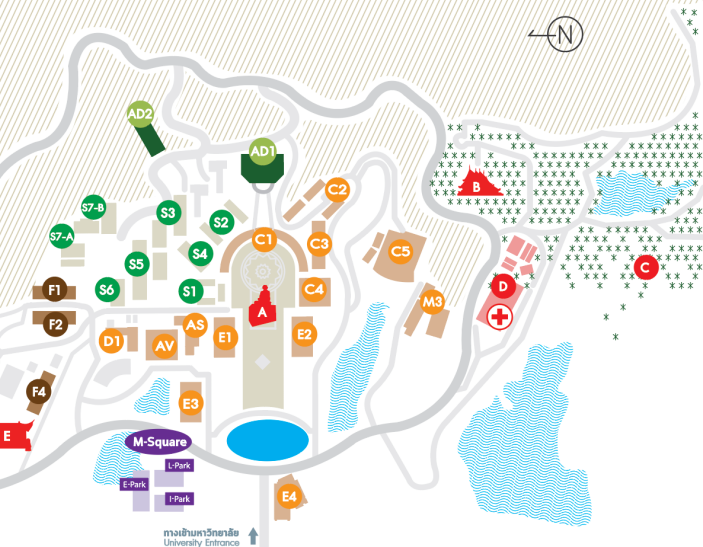
# MAE FAH LUANG UNIVERSITY GUIDE MAP



- AD1** สำนักงานอธิการบดี (Office of the President)
- AD2** สำนักงานบริหารกลาง (Central Administration Building)
- AS** อาคารบริการวิชาการ (Academic Services Building)
- AV** ศูนย์บรรณสารและสื่อการศึกษา (ห้องสมุด)  
(Learning Resources and Educational Media Center : Library)
- C1** อาคารเรียนรวม 1 (Lecture Hall Building 1)
- C2** อาคารเรียนรวม 2 (Lecture Hall Building 2)
- C3** อาคารเรียนรวม 3 (Lecture Hall Building 3)
- C4** หอประชุมขนาดใหญ่ (Main Auditorium)
- C5** อาคาร พลาซ่าวงนอก ท่า อรัญ (Police General Pow Sarasin Building)
- D1** อาคารโรงอาหาร (Students' Activity Building and Canteen)
- D2** โครงการจัดตั้งพิพิธภัณฑ์อารยธรรมลุ่มน้ำโขง มหาวิทยาลัยแม่ฟ้าหลวง  
(The Project on Establishment of Mekong Basin Civilization Museum)
- E1** อาคารสำนักวิชา 1 (Faculty Office Building 1)
- E2** อาคารสำนักวิชา 2 (Faculty Office Building 2)
- E3** อาคารสำนักวิชา 3 (Faculty Office Building 3)
- E4** อาคาร หอถอย สัมปท ชูศรี (General Sampao Chosri Building)
- M3** อาคารคลินิก (Pre-Clinic Building)

## กลุ่มอาคาร M-Square

- E-Park : Education Park Building | ศูนย์หนังสือมหาวิทยาลัยแม่ฟ้าหลวง (M-Store)
- I-Park : Innovation Park Building
- L-Park : Lifestyle Park Building



- A1-5** อาคารรับรองและบ้านพักพนักงาน (Staff Residence)
- F1-6** กลุ่มหอพักหญิง (Female Dormitory 1-6 )
- 0** บ้านพักรับรองอธิการบดี (President's Residence)
- 1** อาคารประเสริฐ-หัตถ์ พวงกุญ (หอพักนักศึกษาชั้น 1) (Prasert-Tassanee Poongkumarn International Dormitory 1)
- 2** อาคารบุญทรง-เพียงใจ (หอพักชายชั้น 2) ฮั้วโตโศก (หอพักนักศึกษาชั้น 2) (Boonsong-Piengjai (Harnpanich) Asavabhokin International Dormitory 2)
- 3** อาคารพลตำรวจเอก สารสิน (หอพักนักศึกษาต่างชาติ) (Police General Pow Sarasin International Dormitory)
- 4-5** หอพักถลอง 1-2 (Sakhthong Dormitory 1-2)
- 6-12** กลุ่มหอพักนักศึกษาชายล้วนและนักศึกษาชาย 2-4 (Male Dormitory & Senior Dormitory)
- 13** อาคารที่พักบุคลากรทางการแพทย์ (Medical Staff Residence)

**S1-S6**  
อาคารปฏิบัติการทางวิทยาศาสตร์และเทคโนโลยี  
(Scientific & Technological Laboratory Buildings)

**S7-A**  
อาคารศูนย์การเรียนรู้ภาษา  
(Language Learning Center)

**S7-B**  
อาคารศูนย์วิจัย (Research Center)

- A.** พระราชอนุสาวรีย์สมเด็จพระศรีนครินทราบรมราชชนนี (HRH Princess Srinagarindra Statue)
- B.** วิหารพระเจ้าล้านทอง (Lan Thong Chaloeam Phra Kiat Vihara)
- C.** สวนพฤกษศาสตร์ เฉลิมพระเกียรติ 80 พรรษา (MFU Botanical Garden)
- D.** โรงพยาบาลมหาวิทยาลัยแม่ฟ้าหลวง (Mae Fah Luang University Hospital)
- E.** ศูนย์ภาษาและวัฒนธรรมจีนสิรินธร (Sirindhorn Chinese Language and Culture Center)
- F.** สวนสุขภาพ (Exercise Park)
- G.** สนามเทนนิส (MFU Tennis Courts)
- H.** สระว่ายน้ำ (MFU Swimming Pool)
- I.** สนามฟุตบอลประติมากรรม (MFU Sports Field)
- J.** อาคารกีฬาเฉลิมพระเกียรติ 72 พรรษาฯ (Queen Sirikit 72<sup>nd</sup> Jubilee Sport Arena)
- K.** สนามฟุตบอล (MFU Football Stadium)
- L.** อาคารกีฬาเฉลิมพระเกียรติ (MFU Sport Stadium)
- W.** วนอุทยาน (Wanasom Wellness Resort)
- V.** วนาเวศน์ (Wanawes Inn)



**TO BE A LEADING UNIVERSITY  
IN THE GMS AND BEYOND**

Global Relations Division  
Mae Fah Luang University  
[www.mfu.ac.th](http://www.mfu.ac.th)